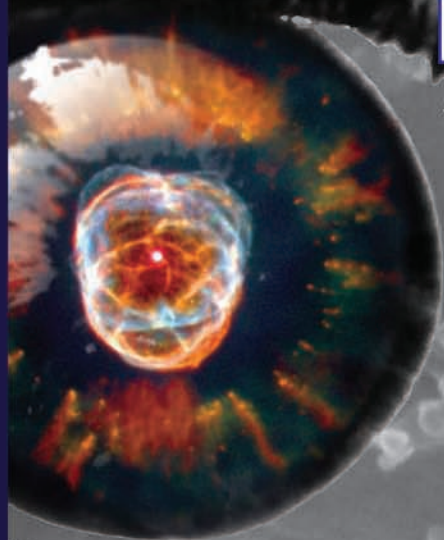
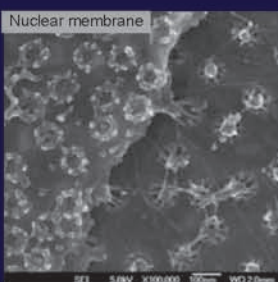
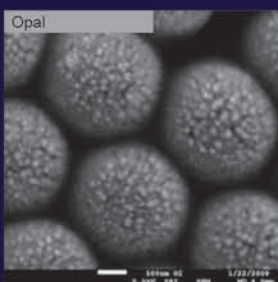
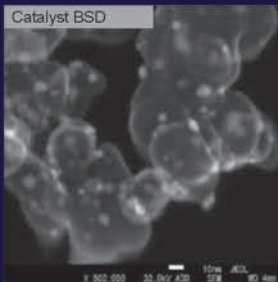
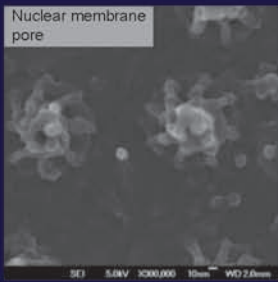



# JEOL 7000 Series FEGSEMs..

Field Emission Gun Scanning Electron Microscopes

## Focusing on the future

meeting the needs of every application



**JEOL**  
www.jeol.com  
+44 (0)1707 377117  
euro.sales@jeol.com

Specimen: Nuclear membrane  
Detector: SEI  
Magnification: x100 000  
WD: 2.0mm



SCAN d.o.o., Preddvor  
Nazorjeva 3 · SI-4000 Kranj · Phone +386-4-2750200  
Fax +386-4-2750420 · info@scan.si

### JSM-7600F JSM-7500F JSM-7001F

Demonstrations available now

Unique in-lens Gun (JEOL patent)

Wide range of detectors for low kV imaging

Highest beam current >200nA

Ultimate analytical performance at Low kV

Low vacuum capability. Unique optics minimising need for alignment

Gentle Beam™ mode to eliminate charging

Fast EDS mapping. Observation of non-conductive specimens