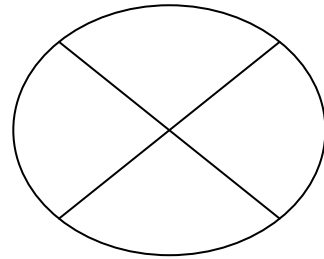
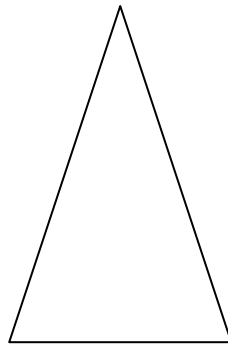

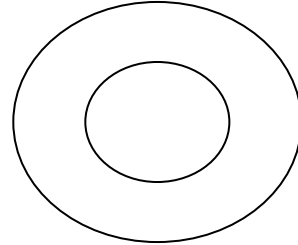
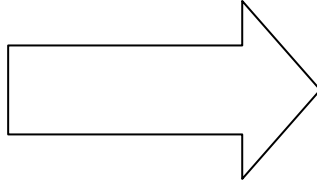



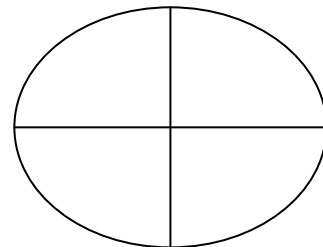

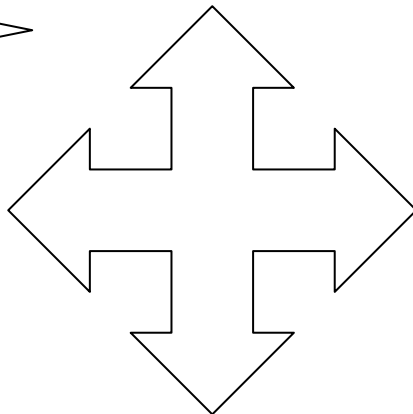

# DELIMO CELOTO

IME: \_\_\_\_\_

1. Z ravnalom razdeli lik na polovico in polovico lika pobarvaj.






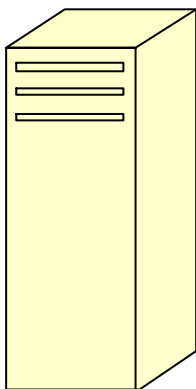
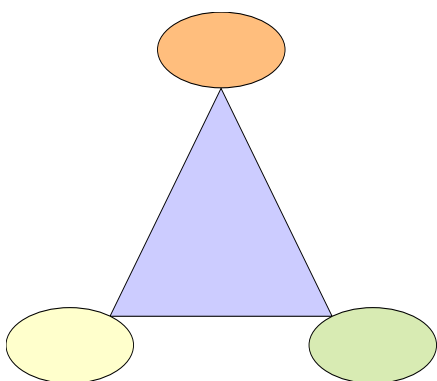

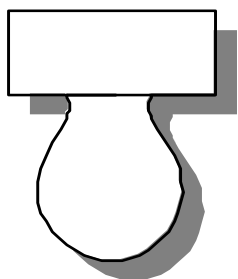
2. Z ravnalom razdeli lik na četrtno in četrtno lika pobarvaj.



3. Kako s številko napišemo ena polovica? \_\_\_\_\_

4. Kako s številko napišemo ena četrtna? \_\_\_\_\_

5. Obkroži like, ki jih lahko razdeliš na polovico.



6. Mama je spekla pice. Razrezala jo je na dva dela. Nato je polovico razrezala še na dva dela. Nariši in pice razdeli po navodilu.

Kolikšen del dobi en otrok, če so otroci štirje? \_\_\_\_\_