

ANGLEŠČINA – delo v 5. A

PONEDELJEK, 6. 4. 2020

Pozdravljeni petošolci in petošolke!



Vstopamo v 4. teden pouka na daljavo in verjamem, da ste že usvojili različne načine dela in podajanja nove snovi. Nekateri ste se že javili in mi poslali tudi nalogo prejšnjega tedna. Super! Kar tako naprej! 🍌

Kaj pa ostali? Pišite mi po elektronski pošti, oddajte nalogo, da tudi jaz dobim povratno informacijo o vašem znanju. Ne morem vam pomagati, če ne vem, da imate težave. Čakam ...

Danes boš nekaj časa namenil/namenila utrjevanju in ponavljanju snovi iz preteklih ur ter končno spoznal/spoznala, čemu služi tisti vijolični vprašaj, ki ste si ga izdelali prejšnji teden. 😊

Za začetek se malo ogrej s spodnjo nalogo. Nalogo si zapiši v zvezek pod naslov »**Let's practise.**« Rešitve imaš na koncu dokumenta. Nalogo si ob koncu preglej in popravi.

Pa začniva ...

1. Write have got, haven't got, has got, hasn't got. Vstavi have got, haven't got, has got, hasn't got.

My name is Maya and this is my family. We are happy. We (+) _____ a new house. My parents (+) _____ a new cat. It (+) _____ a white head and black feet. Look at my brother and sister. They (-) _____ balloons, they (+) _____ a new video game. I (+) _____ a new teddy bear. My mum (-) _____ a cake and my dad (+) _____ a lot of books.

*Znak (+) pomeni trdilno obliko (has got, have got), znak (-) pa nikalno obliko (hasn't got, haven't got).

UPORABA VIJOLIČNEGA VPRAŠAJA

Zagotovo je kdo izmed vas že ugotovil, da se boste naučili sestavljati vprašalne povedi. Tvorjenje vprašalnih povedi sicer ni tako enostavna stvar, ampak če se držiš enostavnih pravil, ti to ne bi smelo predstavljati težav.


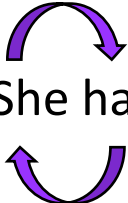
Pa si skupaj oglejmo kako poteka sestavljanje povedi.

PRIMER	VRSTA POVEDI	PRIMER POVEDI
	 Trdilna poved	You have got a lamp. (Ti imaš svetilko.)
	 Nikalna poved	You haven't got a lamp. (Ti nimaš svetilke.)
	 Vprašalna poved	Have you got a lamp? (Ali imaš ti svetilko?)



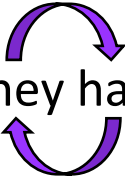
Si opazil/opazila? Iz enega primera smo naredili **TRI** različne vrste povedi.

Zdaj pa si od blizu pogledjmo **tvorjenje vprašalnih** povedi.




Primer 1:

	<p>Vprašalno poved VEDNO tvorimo iz trdilne povedi.</p> <p><u>Trdilna poved</u>: She has got a yellow pencil case.</p> <p>Tvorjenje vprašalne povedi:</p> <p style="text-align: center;">  She has got a yellow pencil case. </p> <p>Has she got a yellow pencil case?</p> <p>Če dobro pogledaš, boš opazil/opazila, da se pri tvorbi vprašalne povedi zgodi le to, da osebni zaimsek skoči med HAS GOT oz. HAVE GOT. Vse ostalo ostane na enakem mestu.</p>
-------------------------------------------------------------------------------------	--------------------------------------------------------------------------------------------------------------------------------------------------------------------------------------------------------------------------------------------------------------------------------------------------------------------------------------------------------------------------------------------------------------------------------------------------------------------------------------------------------------------------------------------------------------------------------------------

Primer 2:

<p><u>THEY</u></p>  	<p>1. korak: SESTAVI TRDILNO POVED</p> <p>They have got two red bikes.</p> <p>2. korak: OBRNI VRSTNI RED (zaimek daj med HAS GOT oz. HAVE GOT)</p> <p></p> <p>They have got two red bikes.</p> <p>Have they got two red bikes?</p>
----------------------------------------------------------------------------------------------------------------------------------------------------------------------------------------------	-------------------------------------------------------------------------------------------------------------------------------------------------------------------------------------------------------------------------------------------------------------------------------------------------------------------------------------------------

Tako, zdaj pa je čas za igro. Vzemi kocko ali kartončke in kartončke z znaki. Ustno boš tvoril/tvorila povedi.

Če npr. vržeš/obrneš **I** in , tvori trdilno poved. Če vržeš/obrneš npr. **IT** in , tvori nikalno poved. Če pa npr. vržeš/obrneš **WE** in , pa **NAJPREJ TVORI** trdilno poved in šele potem vprašalno.

Ustno sestavi čim več povedi. Ko si prepričan, da si tole snov osvojil/osvojila, vzemi zvezek in napiši naslov »**Making interrogative questions – Sestavljanje vprašalnih povedi.**«

V zvezek zapiši 5 trdilnih povedi. Te trdilne povedi nato spremeni v vprašalne. Označi si tudi s puščicami in barvami, da si boš lažje zapomnil/zapomnila.

Če želiš, si lahko pogledaš spodnje povezave do interaktivnih vaj in kakšno vajo tudi rešiš. Tiskanje namreč ni potrebno. Te vaje rešuješ kar na spletu in se ob koncu tudi preveriš in tako dobiš povratno informacijo o svojem znanju.

OSNOVNE NALOGE (raba osebnih zaimkov)

✓ [https://www.liveworksheets.com/worksheets/en/English as a Second Language \(ESL\)/Verb to be/Personal pronouns and BE du1736ue](https://www.liveworksheets.com/worksheets/en/English+as+a+Second+Language+(ESL)/Verb+to+be/Personal+pronouns+and+BE+du1736ue)

- ✓ [https://www.liveworksheets.com/worksheets/en/English as a Second Language \(ESL\)/Personal pronouns/Personal Pronouns et53tv](https://www.liveworksheets.com/worksheets/en/English%20as%20a%20Second%20Language%20(ESL)/Personal%20pronouns/Personal%20Pronouns%20et53tv)
- ✓ [https://www.liveworksheets.com/worksheets/en/English as a Second Language \(ESL\)/Personal pronouns/Personal subject pronouns on11004pt](https://www.liveworksheets.com/worksheets/en/English%20as%20a%20Second%20Language%20(ESL)/Personal%20pronouns/Personal%20subject%20pronouns%20on11004pt)

OSNOVNE NALOGE (raba HAVE GOT in HAS GOT)

- ✓ [https://www.liveworksheets.com/worksheets/en/English as a Second Language \(ESL\)/Have got - Has got/have got-has got xu1316eb](https://www.liveworksheets.com/worksheets/en/English%20as%20a%20Second%20Language%20(ESL)/Have%20got%20-%20Has%20got/have%20got-has%20got%20xu1316eb)
- ✓ <https://www.liveworksheets.com/yt104036ao>
- ✓ [https://www.liveworksheets.com/worksheets/en/English as a Second Language \(ESL\)/Have got - Has got/Have got, has got as5656oi](https://www.liveworksheets.com/worksheets/en/English%20as%20a%20Second%20Language%20(ESL)/Have%20got%20-%20Has%20got/Have%20got,%20has%20got%20as5656oi)

TRDILNE, NIKALNE IN VPRAŠALNE POVEDI

- ✓ [https://www.liveworksheets.com/worksheets/en/English as a Second Language \(ESL\)/Have got - Has got/Have got or has got lj85qd](https://www.liveworksheets.com/worksheets/en/English%20as%20a%20Second%20Language%20(ESL)/Have%20got%20-%20Has%20got/Have%20got%20or%20has%20got%20lj85qd)

ZAHTEVNEJŠE NALOGE

- ✓ [https://www.liveworksheets.com/worksheets/en/English as a Second Language \(ESL\)/Have got - Has got/Have got - Has got bb11696gh](https://www.liveworksheets.com/worksheets/en/English%20as%20a%20Second%20Language%20(ESL)/Have%20got%20-%20Has%20got/Have%20got%20-%20Has%20got%20bb11696gh)

Tako, pa si za danes zaključil/zaključila.

Uspešen teden ti želim in se ponovno bereva v petek.



EXERCISE 1 – KEY

My name is Maya and this is my family. We are happy. We (+) **have got** a new house. My parents (+) **have got** a new cat. It (+) **has got** a white head and black feet.

Look at my brother and sister. They (-) **haven't got** balloons, they (+) **have got** a new video game. I (+) **have got** a new teddy bear. My mum (-) **hasn't got** a cake and my dad (+) **has got** a lot of books.