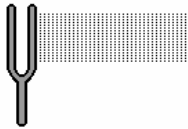


Ime: \_\_\_\_\_ Priimek: \_\_\_\_\_ Razred: \_\_\_\_\_

I. Read the **introduction** to **Act II** of *Pygmalion*. Then **tick** (✓) the objects which are mentioned in the text.

- |                |                 |                   |           |              |
|----------------|-----------------|-------------------|-----------|--------------|
| 1. tuning-fork | 2. file cabinet | 3. gas plug       | 4. bench  | 5. sweets    |
| 6. fireplace   | 7. piano        | 8. flowers        | 9. clock  | 10. books    |
| 11. phonograph | 12. teapot      | 13. laryngoscope  | 14. radio | 15. saucer   |
| 16. sandwich   | 17. telephone   | 18. writing-table | 19. cup   | 20. portrait |

II. Look at the pictures below and name the objects.




a) \_\_\_\_\_



b) \_\_\_\_\_ and \_\_\_\_\_



c) \_\_\_\_\_




d) \_\_\_\_\_

III. Read *Pygmalion Act II* and then complete the sentences below.

- Mrs Pearce is Mr Higgins's \_\_\_\_\_ .
- The flower girl has come for Mr Higgins to give her \_\_\_\_\_ .
- Eliza shouldn't mistake the handkerchief for her \_\_\_\_\_ .
- \_\_\_\_\_ will pay the expenses and the lessons if they are as successful as Higgins promises.
- Alfred Doolittle wants \_\_\_\_\_ .
- Eliza's first lesson is saying the \_\_\_\_\_ correctly.

#### IV. Pygmalion – Act II

 My notes:

**What?**

**When?**

**Where?**

**Who?**

**How?**

**Why?**