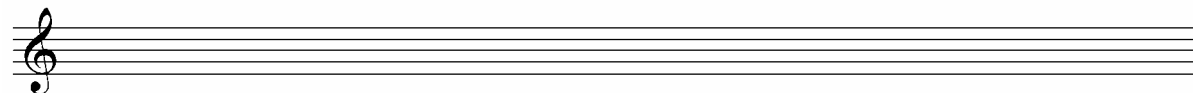



6. Delovni list

1. Utrjevanje modusov in občutka modalnosti – zapišite tone po nareku in ugotovite modus(e)

a)



b)

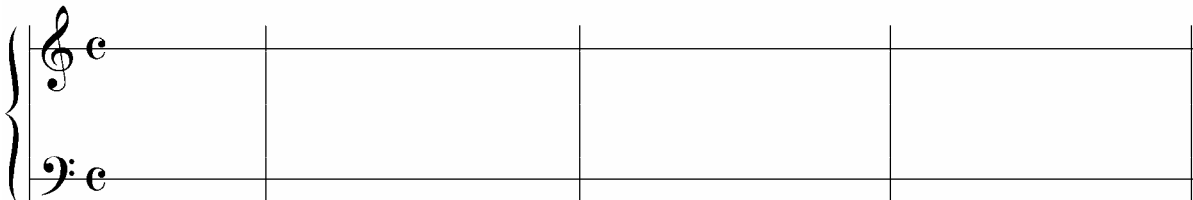


2. **G. P. da Palestrina: kanon**




3. Zapišite odlomek:

a) zgolj ritmično




b) tudi tonsko



4. **H. L. Hassler: Missa dixit, Crucifixus**

~ zapišite dvoglasje



5. Zapis akordov:

The image displays a musical score for a piece titled "Solfeggio I". The score is written for two staves, treble and bass clef, in a key with two flats (B-flat and E-flat). The piece is divided into systems, with measure numbers 16, 22, 25, 29, and 32 marked at the beginning of their respective systems. The notation includes various rhythmic values, accidentals, and dynamic markings. Chord symbols are present: "ia" above the first measure of the first system, "D0" above the second measure of the first system, and "D0" below the bass staff in the sixth system. The score concludes with a double bar line and a repeat sign at the end of the eighth system.

17

6

11 *

16

21 **

25

28

32

36

39

42

Do

La

*. Az összkiadásban:

** Az összkiadásban nyilván tévesen

